

I. MILLENNIUM DEVELOPMENT GOALS IN PAKISTAN

MDG Targets	Indicators for Pakistan
Goal 1: Eradicate extreme hunger and poverty	
Target 1: Halve, between 1990 and 2015, the proportion of people whose income is less than a dollar a day	<ul style="list-style-type: none"> • Proportion of population below the calorie based food plus non-food poverty line
Target 2: Halve, between 1990 and 2015, the proportion of people who suffer from hunger	<ul style="list-style-type: none"> • Prevalence of underweight children under 5 years of age • Proportion of population below minimum level of dietary energy consumption
Goal 2: Achieve Universal Primary Education	
Target 3: Ensure that, by 2015, children everywhere boys and girls alike, will be able to complete a full course of primary schooling	<ul style="list-style-type: none"> • Net primary enrolment ratio • Completion/survival rate to grade 5 • Literacy rate
Goal 3: Promote Gender Equality and Empower Women	
Target 4: Eliminate gender disparity in primary and secondary education preferably by 2005 and to all levels of education no later than 2015	<ul style="list-style-type: none"> • Gender Parity Index (GPI) for primary, secondary and tertiary education • Youth Literacy GPI • Share of women in wage employment in the non-agricultural sector • Proportion of seats held by women in national parliament, provincial assemblies and local councils
Goal 4: Reduce Child Mortality	
Target 5: Reduce by two-thirds, between 1990 and 2015, the under-five mortality rate	<ul style="list-style-type: none"> • Under five mortality rate • Infant mortality rate • Proportion of fully immunized children 12-23 months • Proportion of under 1 year children Immunized against measles • Proportion of children under five who suffered from diarrhea in the last 30 days and received ORT • Lady Health Workers' coverage of target population
Goal 5: Improve Maternal Health	
Target 6: Reduce by three quarters, between 1990 and 2015, the maternal mortality ratio	<ul style="list-style-type: none"> • Maternal mortality ratio • Proportion of births attended by skilled birth attendants • Contraceptive prevalence rate • Total fertility rate • Proportion of women 15-49 years who had given birth during last 3 years and made at least one antenatal care consultation

Goal 6: Combat HIV/AIDS, Malaria and Other Diseases	
Target 7: Have halted by 2015 and begun to reverse the spread of HIV/AIDS	<ul style="list-style-type: none"> • HIV prevalence among 15-24 year old regnant women • HIV prevalence among vulnerable group (e.g., active sexual workers)
Target 8: Have halted by 2015 and begun to reverse the incidence of malaria and other major diseases	<ul style="list-style-type: none"> • Proportion of population in malaria risk areas using effective malaria prevention and treatment measures • Incidence of tuberculosis per 100,000 population • Proportion of TB cases detected and cured under DOTS (Direct Observed Treatment Short Course)
Goal 7: Ensure Environmental Sustainability	
Target 9: Integrate the principles of sustainable development into country policies and programs and reverse the loss of environmental resources	<ul style="list-style-type: none"> • Forest cover including state owned and private forest and farmlands • Land area protected for the conservation of wildlife • GDP (at constant factor cost) per unit of energy use as a proxy for energy efficiency • No. of vehicles using CNG • Sulphur content in high speed diesel (as proxy for ambient air quality)
Target 10: Halve, by 2015, the proportion of people without sustainable access to safe drinking water and basic sanitation	<ul style="list-style-type: none"> • Proportion of population (urban and rural) with sustainable access to a safe (improved) water source • Proportion of population (urban and rural) with access to sanitation
Target 11: Have achieved by 2020, a significant improvement in the lives of at least 100 million slum dwellers	<ul style="list-style-type: none"> • Proportion of katchi abadis regularized • Number of houses within katchi abadis regularized
Goal 8: Develop a Global Partnership for Development	
Target 12: Develop further an open, rule based, predictable, non-discriminatory trading and financial system	<ul style="list-style-type: none"> • Market Access • Debt Sustainability • ODA Assistance
Target 15: Deal comprehensively with the debt problems of developing countries through national and international measures in order to make debt sustainable in the long run	

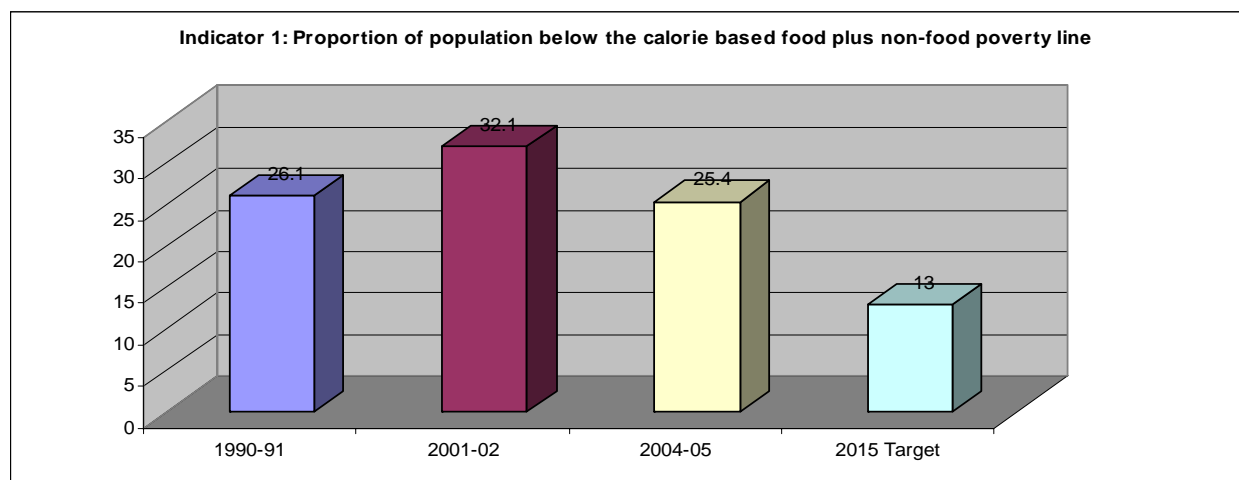
<p>Target 16: In cooperation with developing countries, develop and implement strategies for decent and productive work for youth</p>	<ul style="list-style-type: none"> • Unemployment rate of young people aged 15-24 years of age by sex and total
<p>Target 17: In cooperation with pharmaceutical companies, provide access to affordable essential drugs in developing countries</p>	<ul style="list-style-type: none"> • Proportion of population with access to affordable essential drugs in developing countries
<p>Target 18: In cooperation with the private sector, make available the benefits of new technologies, especially information and communications</p>	<ul style="list-style-type: none"> • Telephone lines and cellular subscribers per 100 population • Personal computers in use per 100 population and internet users per 100 population

The next section provides an overview of progress on selected MDG indicators.

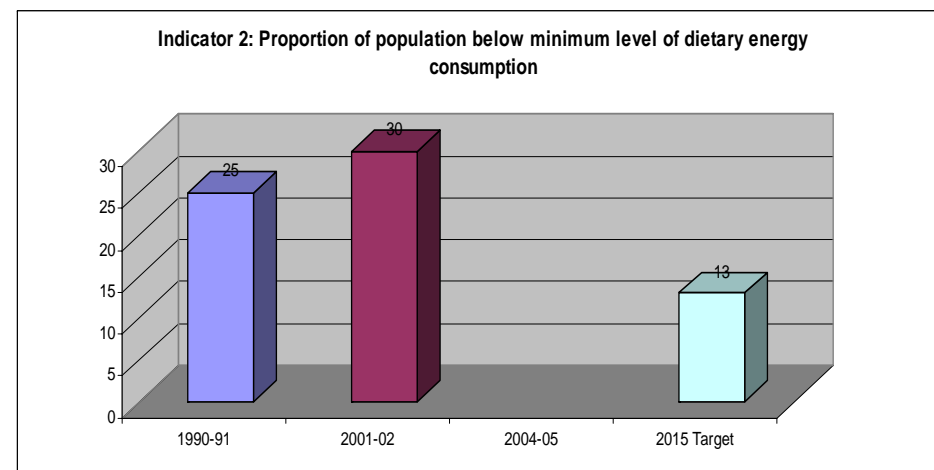
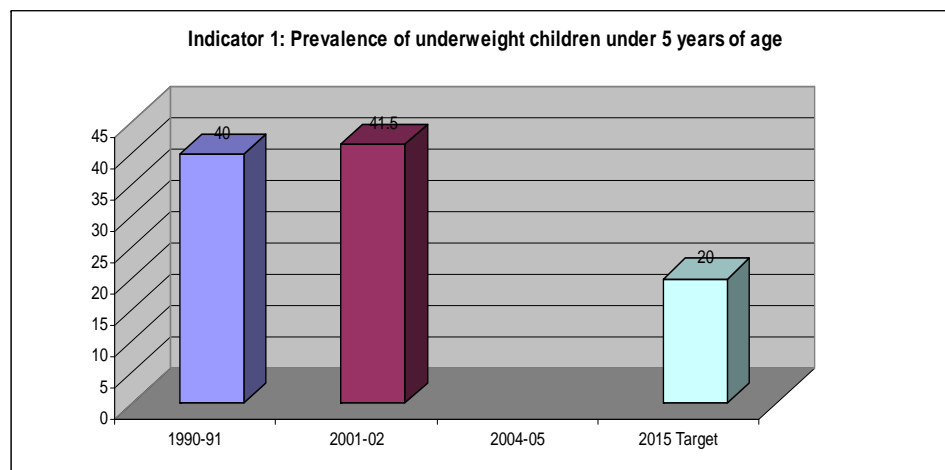
II. OVERVIEW OF PROGRESS ON KEY MDG INDICATORS

GOAL 1: Eradicate Extreme Poverty

Target 1: Halve, between 1990 and 2015, the proportion of people below the poverty line

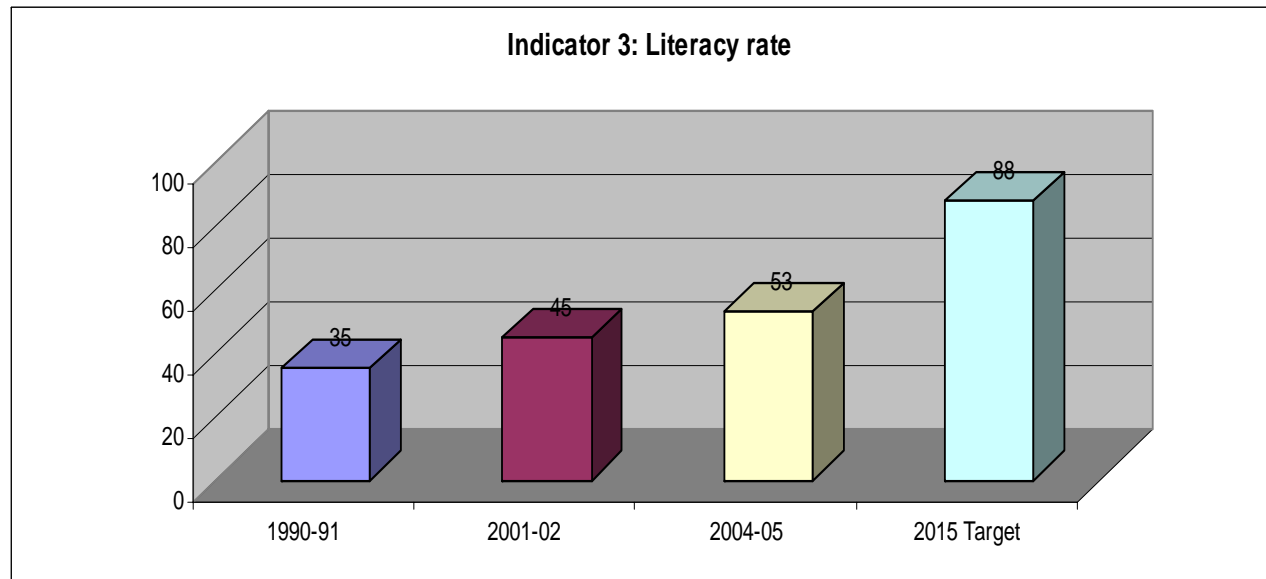
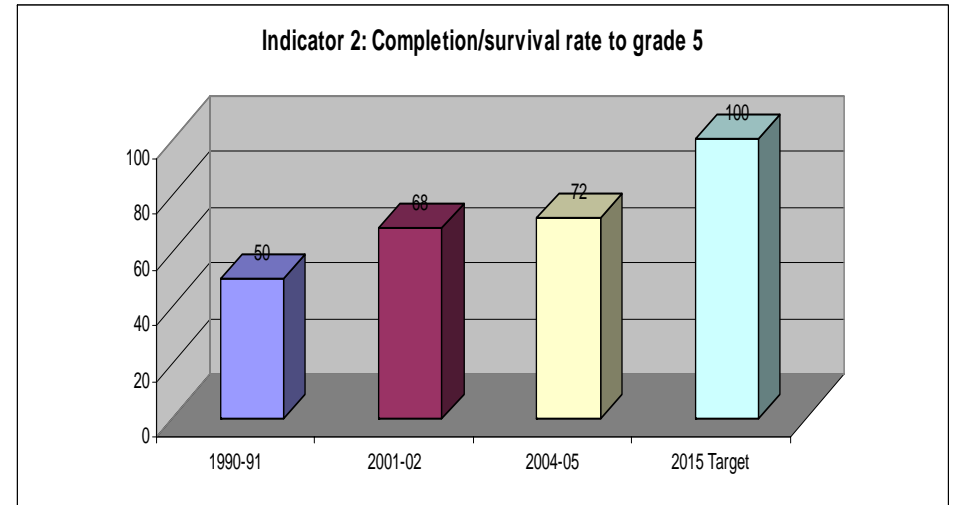
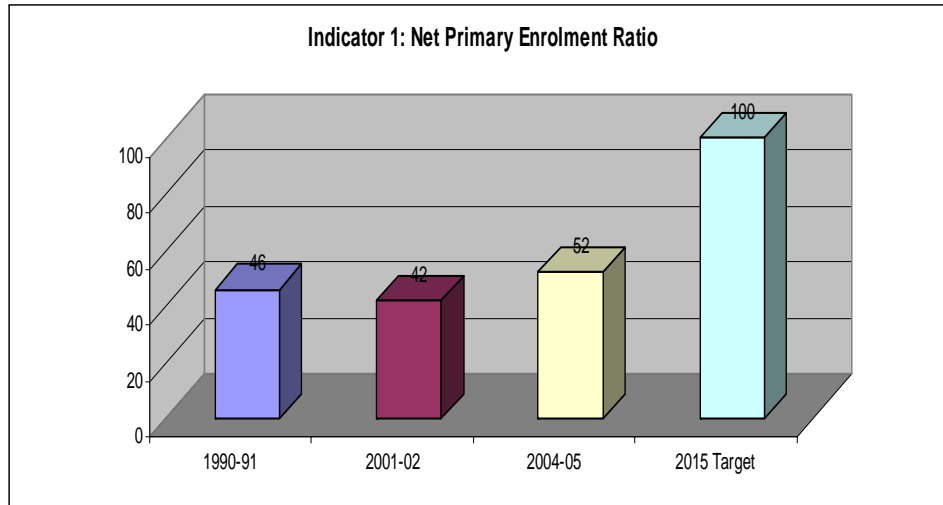


Target 2: Halve, between 1990 and 2015, the proportion of people who suffer from hunger



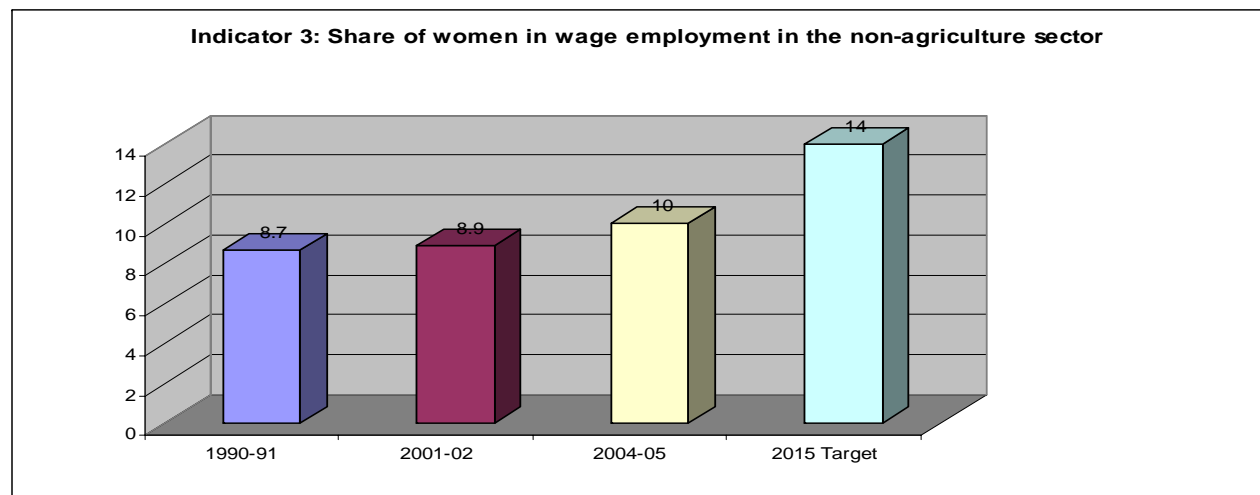
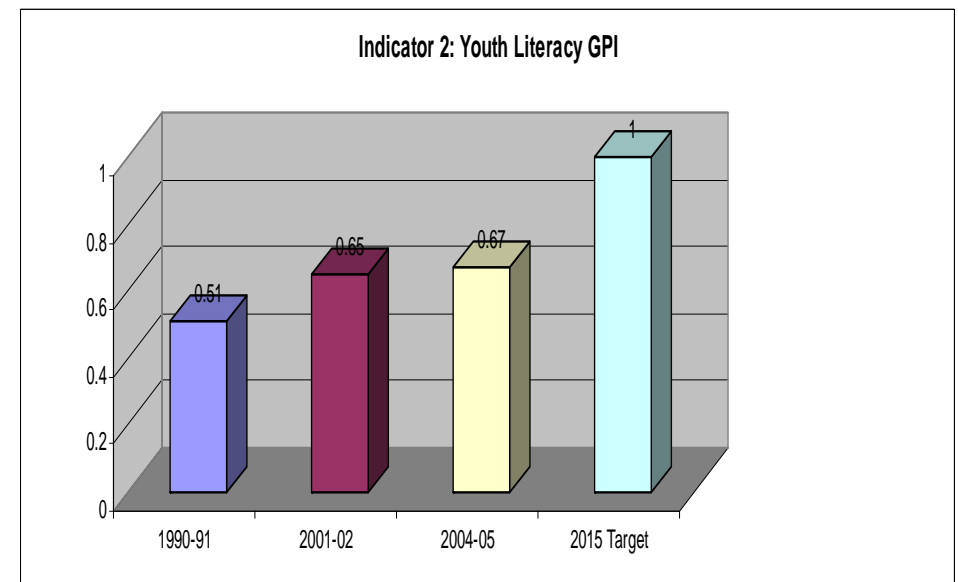
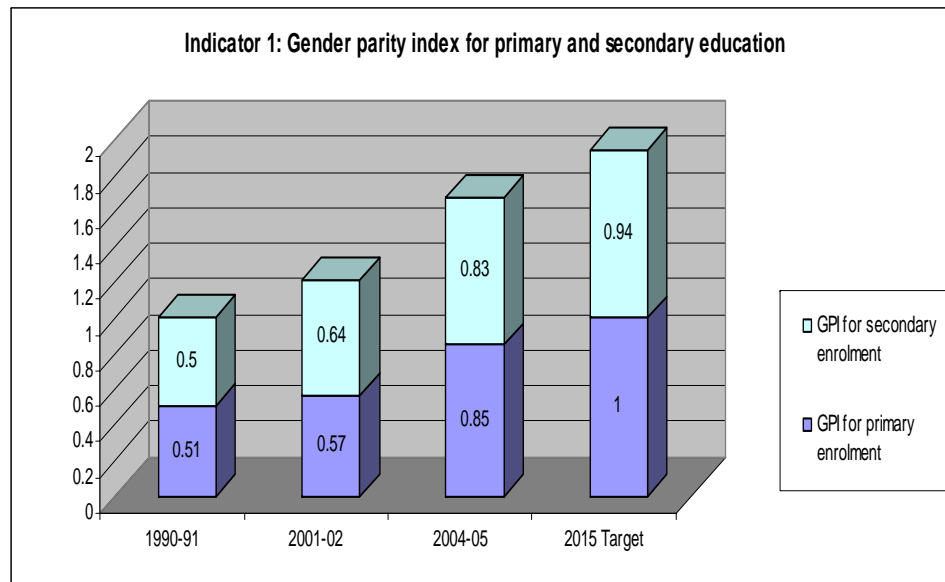
GOAL 2: Achieve Universal Primary Education

Target 1: Ensure that by 2015, children everywhere will be able to complete a full course of primary schooling



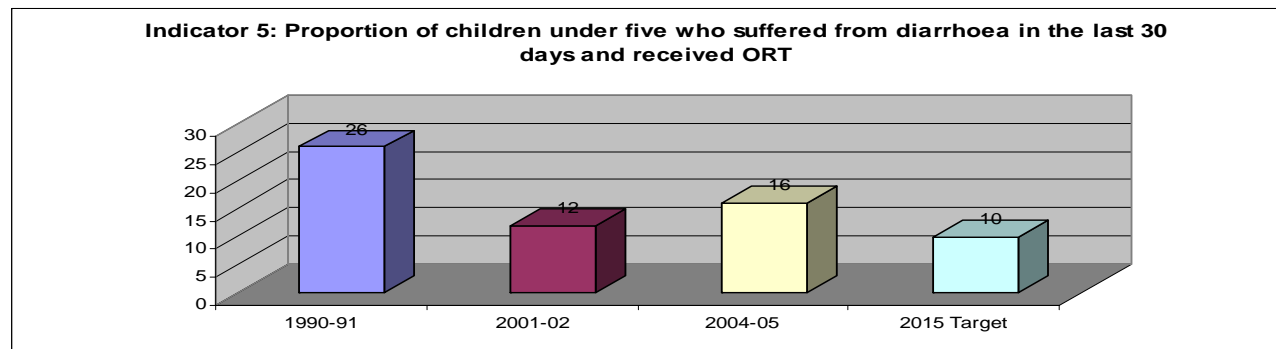
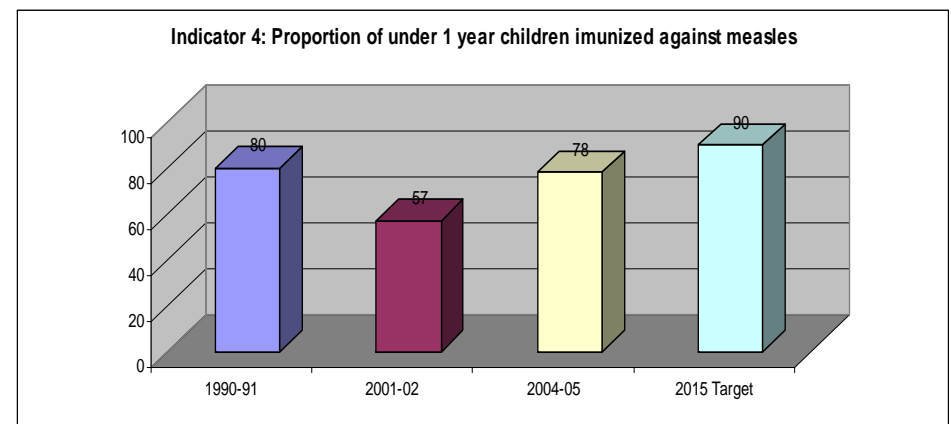
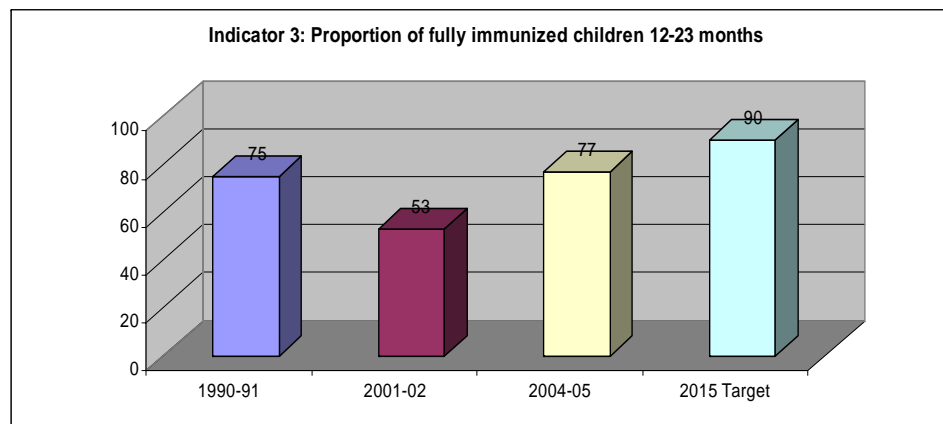
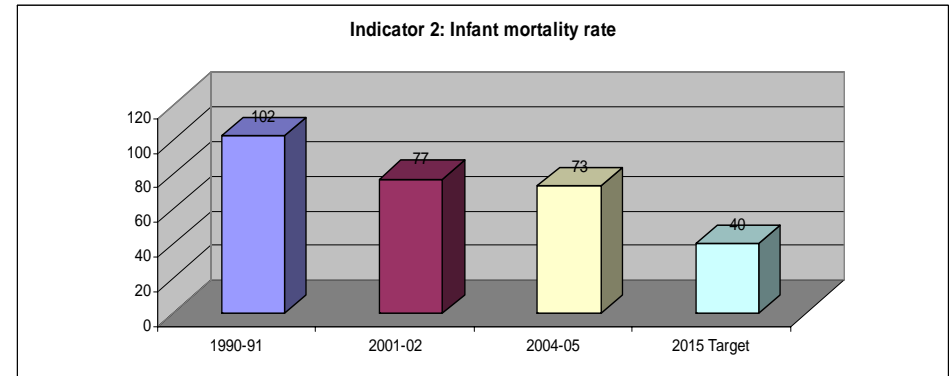
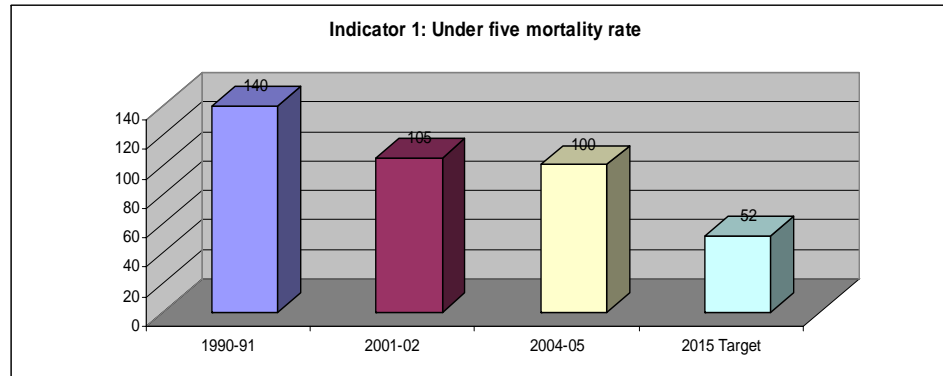
GOAL 3: Promote Gender Equality and Women Empowerment

Target 1: Eliminate gender disparity in primary and secondary education by 2005 and to all levels of education by 2015



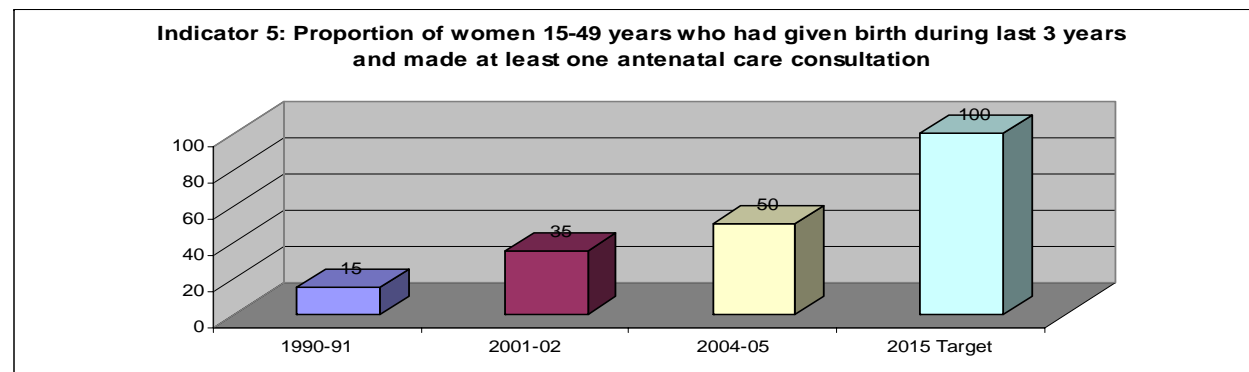
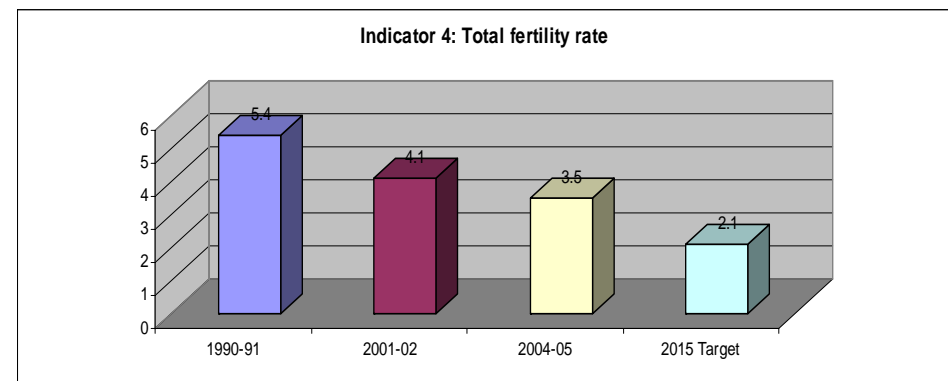
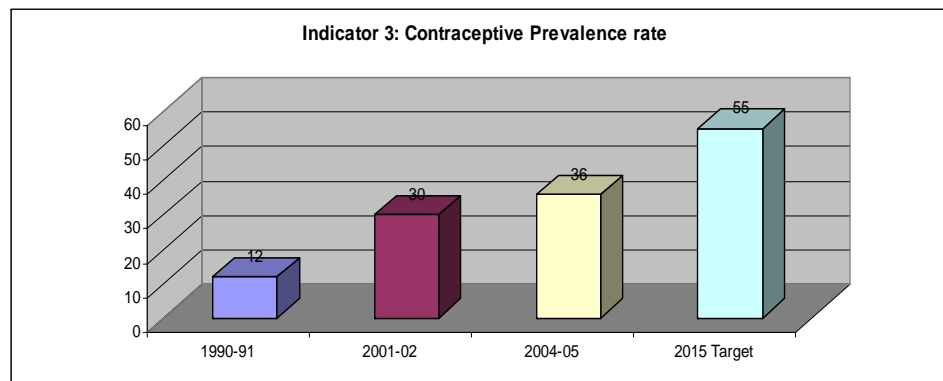
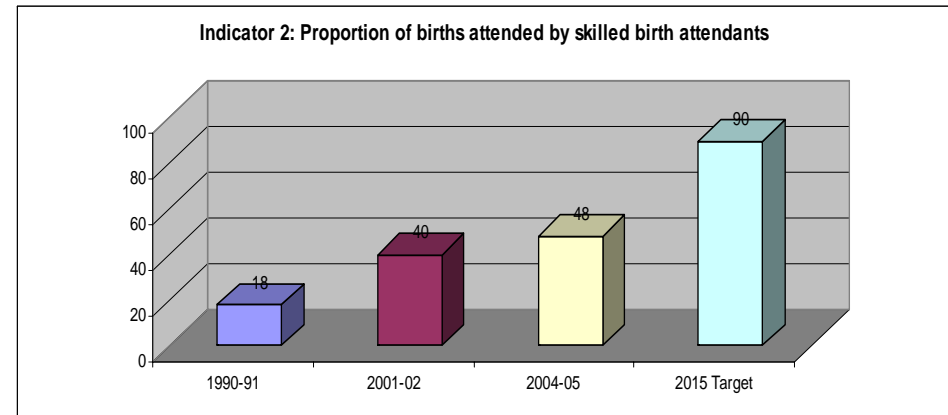
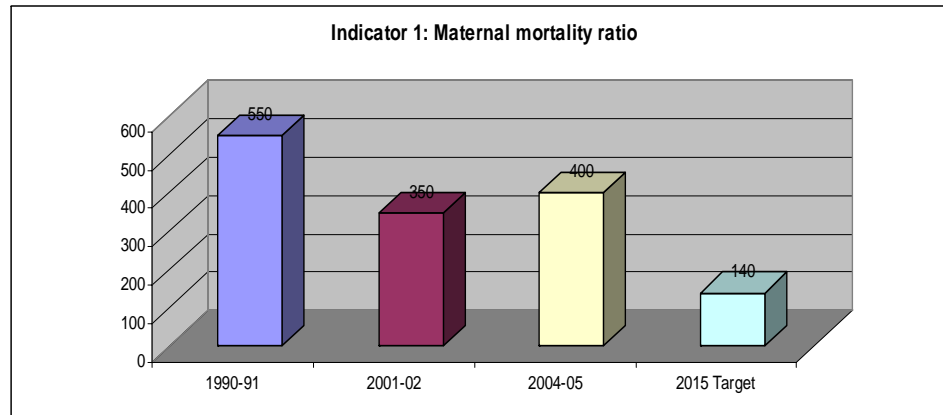
GOAL 4: Reduce Child Mortality

Target 1: Reduce by two thirds, between 1990 and 2015, the under-five mortality rate



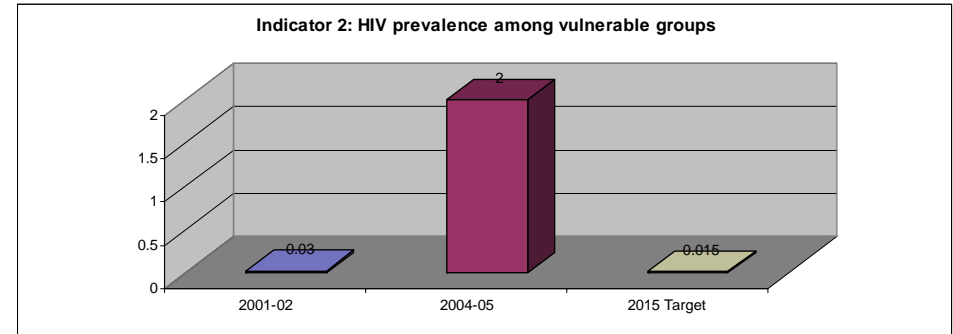
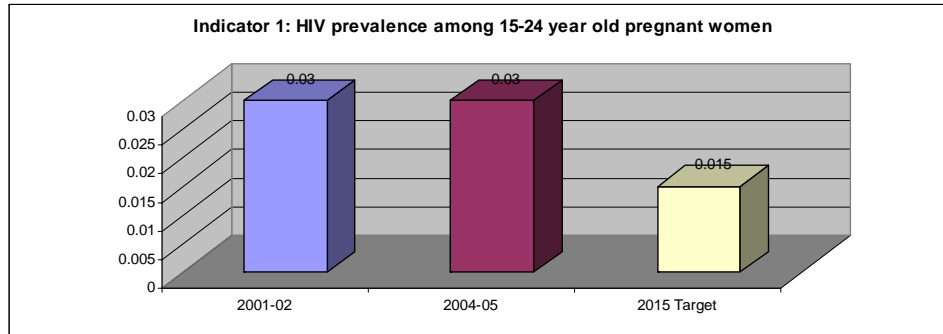
GOAL 5: Improve Maternal Health

Target 1: Reduce by three quarters, between 1990 and 2015 the maternal mortality ratio

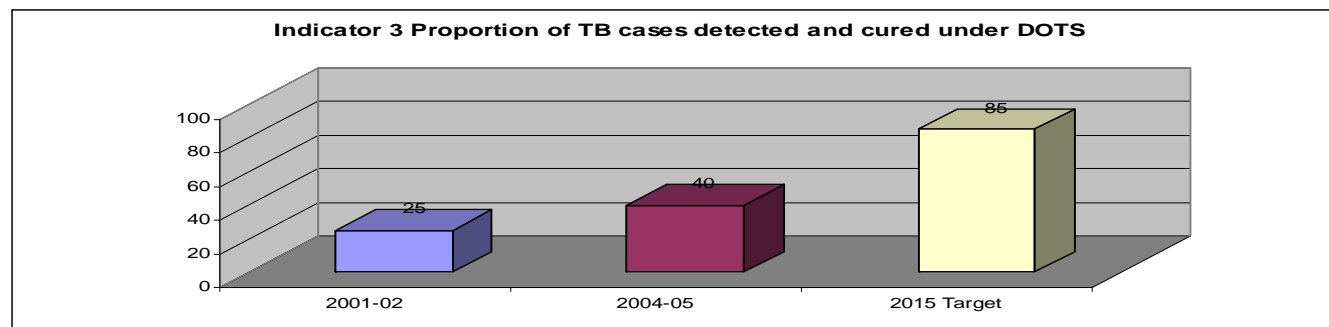
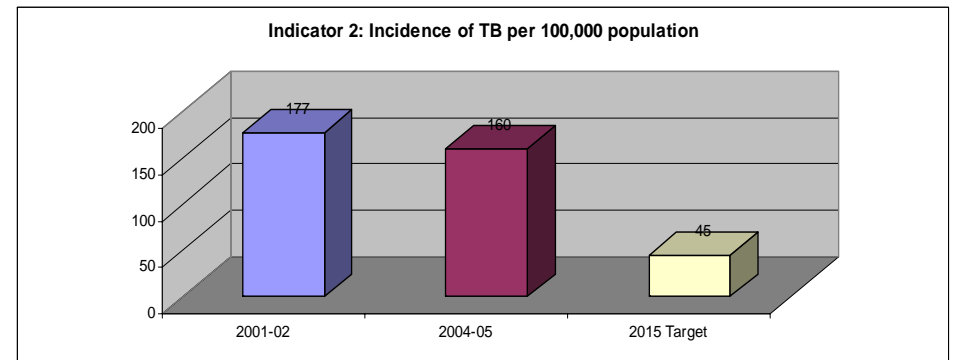
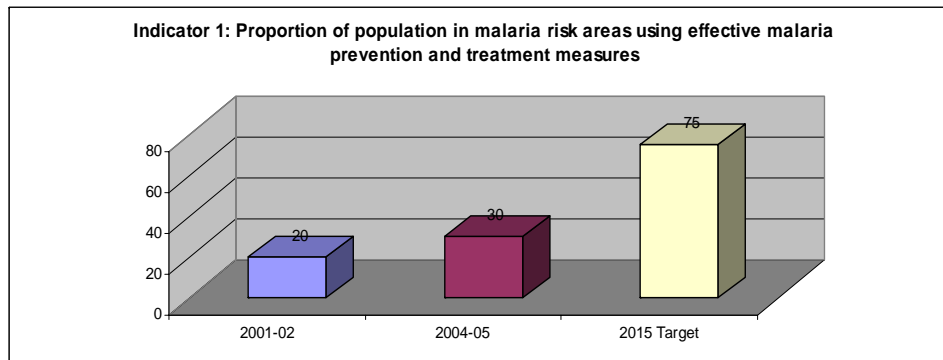


GOAL 6: Combat HIV/AIDS, Malaria and Other Diseases

Target 1: Have halted by 2015, and begun to reverse, the spread of AIDS



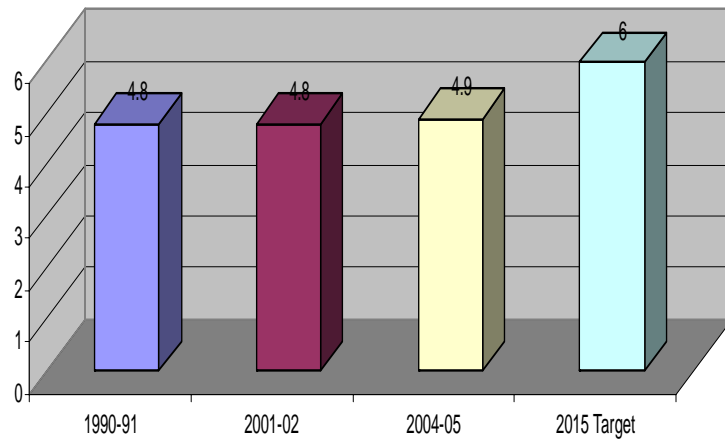
Target 2: Have halted by 2015, and begun to reverse, the incidence of malaria and other major diseases



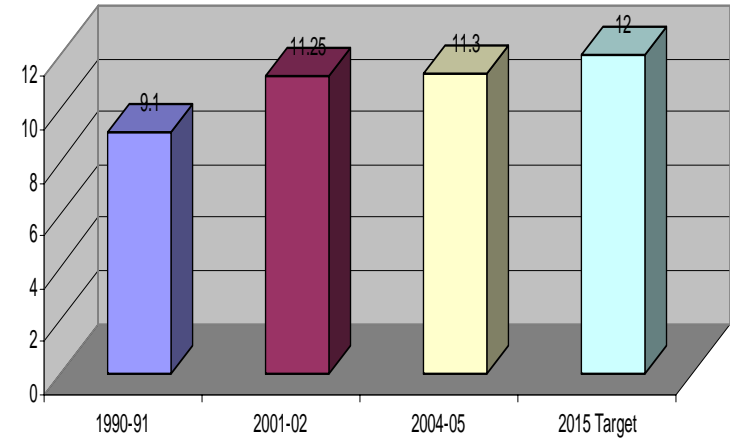
GOAL 7: Ensure Environmental Sustainability

Target 1: Integrate the principles of sustainable development into country policies and programs and reverse the loss of environmental resources

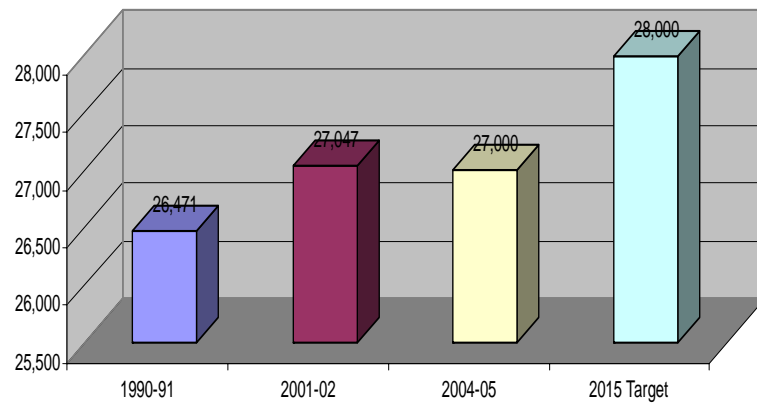
Indicator 1: Forest cover including state owned and private forest farmlands



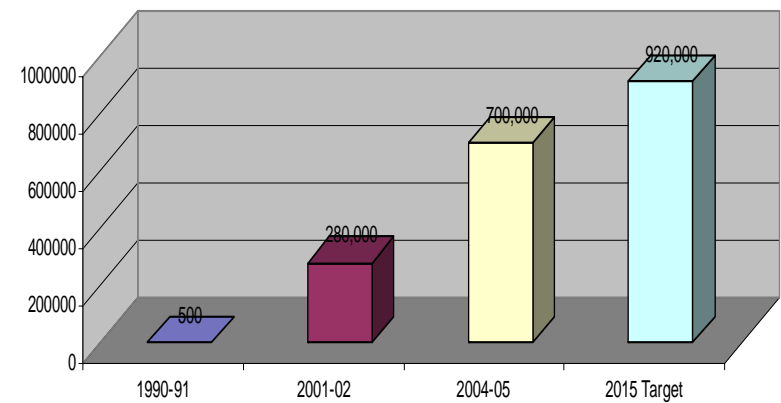
Indicator 2: Land area protected for the conservation of wildlife



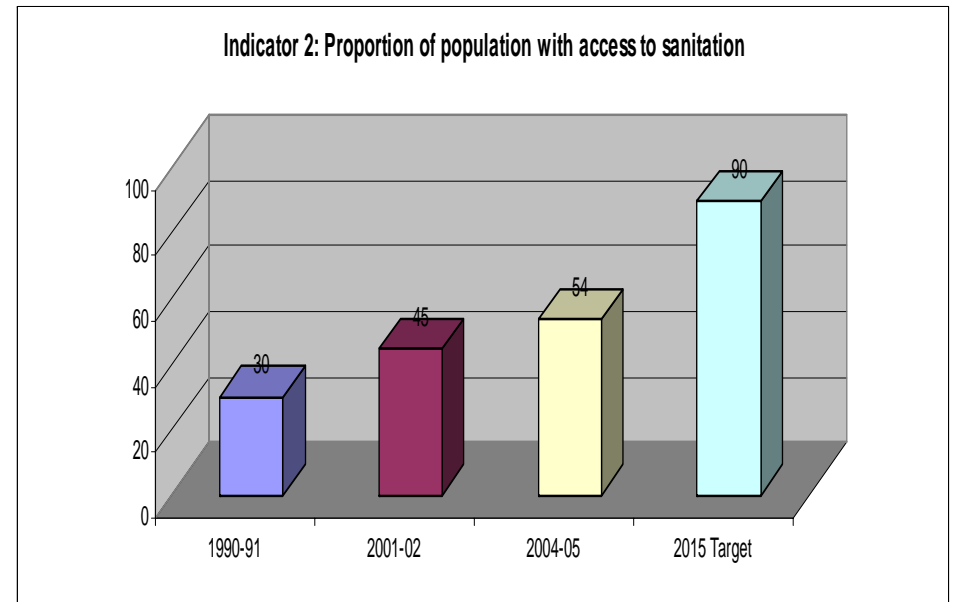
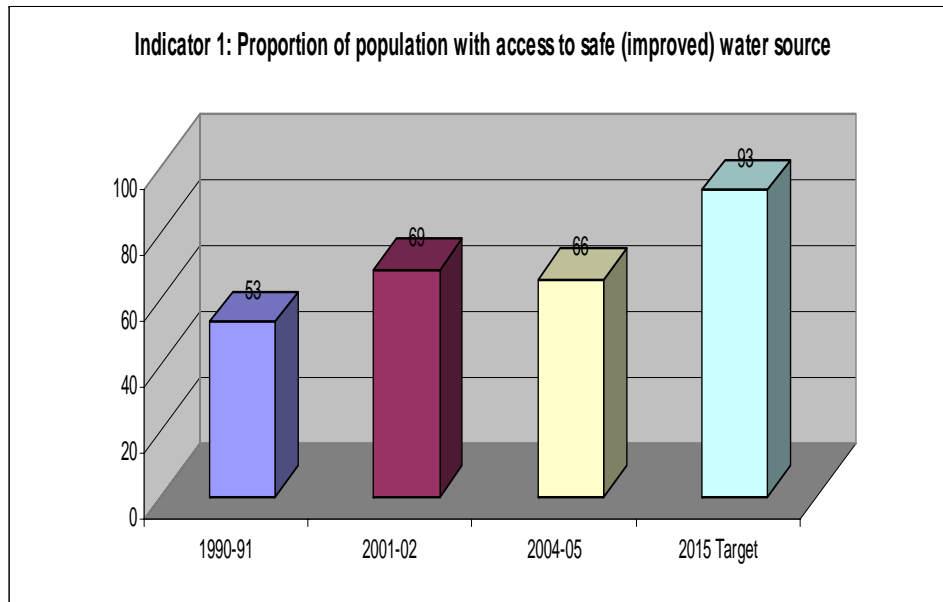
Indicator 3: GDP per unit of energy use as a proxy for energy efficiency



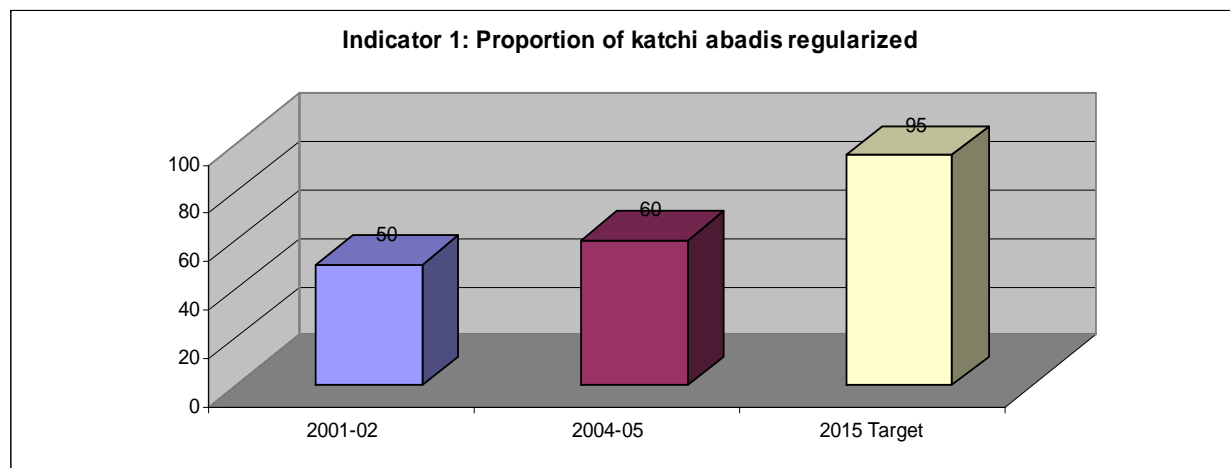
Indicator 4: No. of vehicles using CNG



Target 2: Halve, by 2015, the proportion of people without sustainable access to safe drinking water and basic sanitation



Target 3: Have achieved, by 2020, a significant improvement in the lives of slum dwellers



III. POLICY FRAMEWORKS ADDRESSING MDGs

Medium Term Development Framework (MTDF)

The MTDF (2005-10) being the growth and development agenda incorporates MDG-based poverty reduction as part of its strategy. Under MTDF, poverty reduction is seen not only as the net outcome and objective of the macroeconomic policy framework and increased public spending but also depends on the effectiveness of meso policies targeted at the vulnerable and marginalized groups. Therefore, to achieve poverty incidence of 21% by 2010, MTDF's poverty reduction strategy consists of four basic themes: high pro-poor growth, social development, good governance, and protection of vulnerable groups. The sector-wise program of provinces (in money terms) in the MTDF indicates a high priority for social sectors (67.8%) while the share of achieving MDGs in the overall PSDP is 35% (712.4 billion rupees). However, the MTDF limits itself to federal PSDP allocations and does not indicate planned resource allocations at the provincial levels for social sector interventions, where the bulk of social sector spending takes place.

Pakistan's Poverty Reduction Strategy Paper (PRSP) II

In 1999, when the new government came to power, Pakistan was facing the twin challenges of reviving economic growth and eliminating poverty and other social inequities. In December of that year, following broad national consultations, the government announced its development strategy which focused on: (i) strengthening governance and the integrity of the civil service; (ii) creating opportunities through accelerating growth of agriculture, small and medium scale industries, information technology, and oil and gas sectors; and (iii) reducing poverty through revival of growth and re-orienting public expenditure towards human development and poverty reduction. This reform agenda formed the backbone of the government's **Interim Poverty Reduction Strategy**, and was backed by the Poverty Reduction and Growth Facility. The **Poverty Reduction Strategy Paper (2003-2006)** was finalized in 2003 and launched a multifaceted attack on poverty that combined macroeconomic stabilization, reduction in debt burden, fundamental structural reforms and improved governance..

The **PRSP II (2007-09)**, under formulation, proposes an integrated program for MDG-responsive poverty reduction with significant emphasis on employment generation linked to strategies for maximizing gains from globalization, addressing income inequalities and engendering the process of growth and social service delivery. The key ingredients of this strategy therefore included (i) accelerating economic growth while maintaining macroeconomic stability (ii) improving governance (iii) investing in human capital (iv) targeting the poor and vulnerable. The PRSP II will be based on a process that aligns all development programs to the attainment of the MDGs. An exercise is currently underway to cost out the expenditures required to meet these goals. That exercise is expected to yield budgetary & non-budgetary pro-poor expenditure required to meet MDGs.

